

Sospesa

**D42A05A00**

Paolo De Lucchi - Lisa Bellon

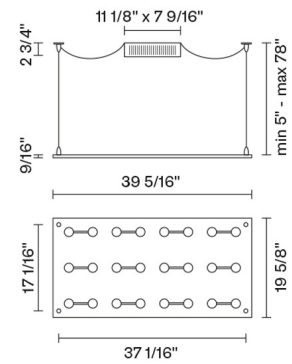


Fixture Type

Project Name



## Dimensions



## Description

Pendant lamp with extra clear tempered flat glass, with a thickness of 15 mm, milled for the 12V circuit housing.

## Voltage

120V

## Socket

24xG4

## Specs



DRY



## Material

Glass - Metal

## Light source

G4 24x20W Max

## Color

Transparent

## Notes

Power only 120Vac - dimmable

## Other colors available

Check online [www.fabbian.us](http://www.fabbian.us)

## Included accessories

Electronic transformer

## Not included accessories

Bulb

## In the same family




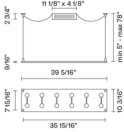





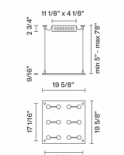





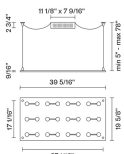




Wall round

Wall square

# Sospesa D42

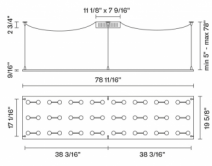
## Other options

	code	electrification	technical info
	<b>D42 A01 A 00</b>	G4 120V	 <b>DRY</b> 
	<b>D42 A15 A 00</b>	LED 120V 24x2W-120° 3000K 1200 Cri >80	 <b>DRY</b> 
	<b>D42 A03 A 00</b>	G4 120V	 <b>DRY</b> 
	<b>D42 A17 A 00</b>	LED 120V 24x2W-120° 3000K 1200 Cri >80	 <b>DRY</b> 
	<b>D42 A05 A 00</b>	G4 120V	 <b>DRY</b> 
	<b>D42 A19 A 00</b>	LED 120V 24x2W-120° 3000K 2400 Cri >80	 <b>DRY</b> 



**D42 A09 A 00**

G4 120V  
cod. A15302 24x20W  
WHITE 2800K  
330lm



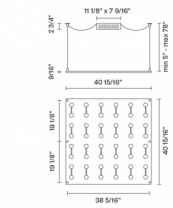
**D42 A21 A 00**

LED 120V  
24x2W-120°  
3000K  
4800 Cri >80



**D42 A11 A 00**

G4 120V



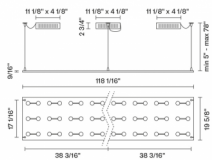
**D42 A23 A 00**

LED 120V  
24x2W-120°  
3000K  
4800 Cri >80



**D42 A13 A 00**

G4 120V



**D42 A25 A 00**

LED 120V  
24x2W-120°  
3000K  
7200 Cri >80

