

## Sospesa


### D42A21A00

Paolo De Lucchi - Lisa Bellon

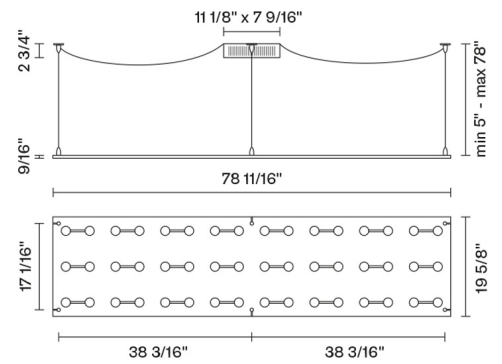


Fixture Type

Project Name



### Dimensions



### Description

Pendant lamp with extra clear tempered flat glass, with a thickness of 15 mm, milled for the 12V circuit housing.

### Voltage

120V

### Dimmable

TRIAC

### Specs



DRY



### Material

Glass - Metal

### Light source

LED 48x2W-120°  
3000K  
4800 Cri >80

### Color

Transparent

### Other colors available

Check online [www.fabbian.us](http://www.fabbian.us)

### Notes

Power only 120Vac led dimmable 20%-100%

### Included accessories

LED  
Magnetic transformer

### In the same family




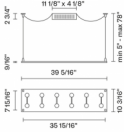





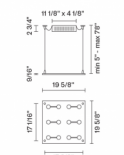





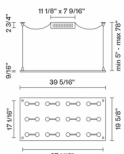




Wall round

Wall square

# Sospesa D42

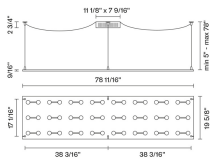
## Other options

	code	electrification	technical info
	<b>D42 A01 A 00</b>	G4 120V	 DRY 
	<b>D42 A15 A 00</b>	LED 120V 48x2W-120° 3000K 1200 Cri >80	 DRY 
	<b>D42 A03 A 00</b>	G4 120V	 DRY 
	<b>D42 A17 A 00</b>	LED 120V 48x2W-120° 3000K 1200 Cri >80	 DRY 
	<b>D42 A05 A 00</b>	G4 120V	 DRY 
	<b>D42 A19 A 00</b>	LED 120V 48x2W-120° 3000K 2400 Cri >80	 DRY 



D42 A09 A 00

G4 120V



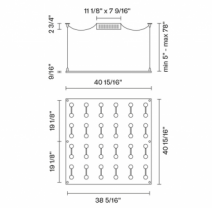
D42 A21 A 00

LED 120V  
48x2W-120°  
3000K  
4800 Cri >80



D42 A11 A 00

G4 120V



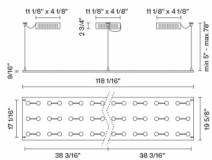
D42 A23 A 00

LED 120V  
48x2W-120°  
3000K  
4800 Cri >80



D42 A13 A 00

G4 120V



D42 A25 A 00

LED 120V  
48x2W-120°  
3000K  
7200 Cri >80

