

Lumi


F07A03A01

A.Saggia & V.Sommella / D&G Studio

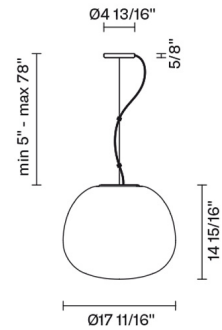


Fixture Type

Project Name



Dimensions



Description

Pendant lamp with diffuser in satin-finish white blown glass. Supporting structure made of metal or polyester reinforced with glass fibre, painted white.

Voltage

120V

Socket

1xE26

Specs



DRY

Material

Glass - Metal

Light source

1 X 250W Max E26 120V incandescent or retrofit LED

Color

White

Notes

Derating label available upon request

Other colors available

Check online www.fabbian.us

Included accessories

Off-center cable fastener

Not included accessories

Bulb

In the same family



Table

Ceiling

Wall/ceiling

Lumi F07

Other options




code

electrification

technical info

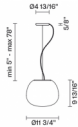
F07 A05 A 01

G9 120V
cod. A16004 1x75W
WHITE 2700K
1300lm



F07 A07 A 01

E26 120V 150W Max



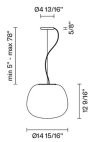
F07 A41 A 01

LED 120V
1x17W-120°
3000K
1850 Cri >80



F07 A01 A 01

E26 120V 150W Max



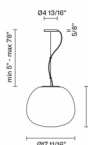
F07 A37 A 01

LED 120V
1x17W-120°
3000K
1850 Cri >80



F07 A03 A 01

E26 120V 250W Max



F07 A39 A 01

LED 120V
1x17W-120°
3000K
1850 Cri >80

