

## Pivot

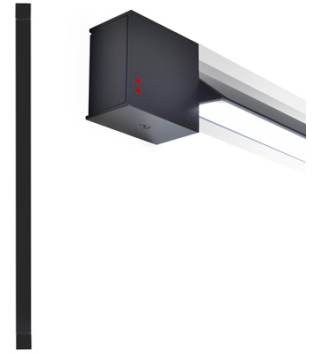
### F39G04A21

Vittorio Massimo

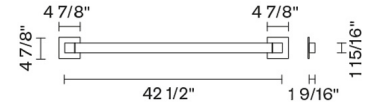


Fixture Type

Project Name



## Dimensions



## Description

Lampada da parete/soffitto con struttura in alluminio verniciato grigio antracite. Corpo illuminante orientabile.

## Voltage

24Vdc

## Specs



DRY



## Material

Aluminium

## Light source

LED 1x46W-120°  
2700K  
5000lm Cri >90

## Color

■ Anthracite

## Notes

Available 120- 277Vac; Available 0-10V dimming  
System compatible with the following Lutron 24V Drivers  
96W HiLume Premier L3D0 24V Const Voltage PWM 0.1% and SoftOn/FadeToBlack  
49W Hi-Lume 1% Dimming (2-wire Forward Phase) LTE

## Other colors available

Check online [www.fabbian.us](http://www.fabbian.us)

## Included accessories

LED

## Not included accessories

System requires a remote driver.  
Choose from ELV, 0-10V, or compatible Lutron drivers. Reference [fabbian.us](http://fabbian.us) for current options.

## In the same family



Pendant

Floor

## Weight Lamp




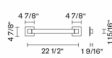










Net: 0 lb

## Packaging

Gross weight: 3.48 lb  
Volume: 0.5600000000000001 ft<sup>3</sup>  
Number of boxes:

# Pivot F39

## Other options

	code	electrification	technical info
	<b>F39 G01 A 01</b>	LED 24Vdc x23W-120° 3000K 2500 Cri >90	 <b>DRY</b>  White
	<b>F39 G02 A 01</b>	LED 24Vdc x23W-120° 2700K 2500lm Cri >90	 <b>DRY</b>  White
	<b>F39 G01 A 21</b>	LED 24Vdc x23W-120° 3000K 2500 Cri >90	 <b>DRY</b>  Anthracite
	<b>F39 G02 A 21</b>	LED 24Vdc x23W-120° 2700K 2500lm Cri >90	 <b>DRY</b>  Anthracite
	<b>F39 G01 A 76</b>	LED 24Vdc x23W-120° 3000K 2500 Cri >90	 <b>DRY</b>  Bronze
	<b>F39 G02A 76</b>	LED 24Vdc x23W-120° 2700K 2500 Cri >90	 <b>DRY</b>  Bronze



**F39 G03 A01**

LED 24Vdc  
x46W -120°  
3000K 5000lm  
CRI>90



White

**F39 G04 A01**

LED 24Vdc  
x46W -120°  
2700K 5000lm  
CRI>90



White



**F39 G03 A21**

LED 24Vdc  
x46W -120°  
3000K 5000lm  
CRI>90



Anthracite

**F39 G04 A 21**

LED 24Vdc  
x46W-120°  
2700K  
5000lm Cri >90



Anthracite

**F39 G03 A 76**

LED 24Vdc  
x46W-120°  
3000K  
5000 Cri >90



Bronze

**F39 G04 A 76**

LED 24Vdc  
x46W-120°  
2700K  
5000 Cri >90



Bronze



**F39 G05 A01**

LED 24Vdc  
x70W-120°  
3000K  
7500 Cri >90



White

**F39 G06 A01**

LED 24Vdc  
x70W-120°  
2700K  
7500 Cri >90



White



**F39 G05 A21**

LED 24Vdc  
x70W-120°  
3000K  
7500 Cri >90



Anthracite

**F39 G06 A 21**

LED 24Vdc  
x70W-120°  
2700K  
7500lm Cri >90



Anthracite

**F39 G05 A 76**

LED 24Vdc  
x70W-120°  
3000K  
7500 Cri >90



Bronze

**F39 G06 A 76**

LED 24Vdc  
x70W-120°  
2700K  
7500 Cri >90



Bronze