

Lumi F07-F66

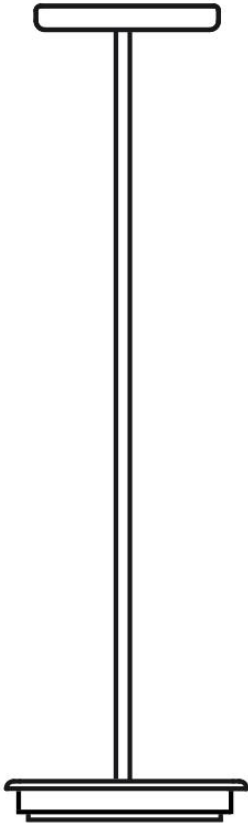

F66L72SA02

A.Saggia & V.Sommella / D&G Studio

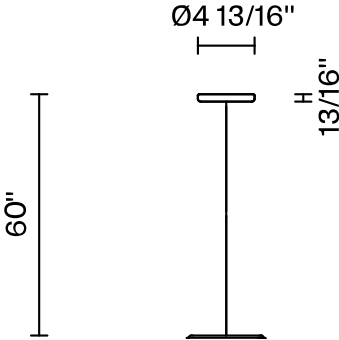


Fixture type

Project name



Dimensions



Material

Metal

Color



Black

Other colors available

Check online www.fabbian.us

Included accessories

LED, stem, canopy

Not included accessories

Glass diffuser

Description

Rigid stem suspension module for use with large Lumi glass diffuser. Metal fitter, field-cuttable stem, and canopy with painted black finish. Includes wipe-down cover, junction box cover plate, and offset mounting hardware. 3000K

Voltage

Based on selected driver

Dimmable

Based on selected driver

Specs



DRY

Light source and Technical

Lamp type: LED

Wattage: 17W

Color temperature: 3000K

CRI: 90+

Lumens: 2365 initial lm