

Loop F35
A55210

Fixture type
Project name

Material

Electronic Driver

**Description**

96W, 24V, 120-277V (UNV), 0-10V Dimming - Supports up to 12 small or 4 large Lumi Tech fixtures

Voltage	Dimmable
120-277V (UNV)	0-10V

Light source and Technical

Lamp type: LED Driver
Wattage: 96W

High Power LED Driver	
Total Power	100 Watts max.
Input Voltages	110 ~ 277VAC
Number of Outputs	One

SPECIAL FEATURES

- Universal input range from 100VAC~304VAC, 50/60Hz
- Versatile mechanical design maximizes design flexibility.
- Dimensions, refer to drawings (various styles of mech. Cases)
- Fully potted, suitable for dry and damp location applications
- 3 in 1 Dimming Control plus “ENABLE”, low dim “ON”.
- UL Listed with HL and CE compliant
- Wide selection of pre-adjusted CC and CV outputs (factory setting)

ENVIRONMENTAL

Operating temperature:	-40 to +50 ° C, Tc: 85 ° C
Storage temperature:	-40 to +85 ° C
Humidity (Non-Condensing):	5% to 95%
Cooling:	Convection
Vibration Frequency:	5 to 50 Hz
MTBF:	>100,000 Hours at full load and 25°C ambient conditions (TELC3 – Telcordia SR-332, Issue 3)



SPECIFICATIONS :

Input Range : 110 ~ 277VAC	Frequency : 47 to 63Hz
Power Factor: > 0.92 at 65% to 100% load, 115VAC or 230VAC	Inrush Current : 10.0 Amps max. at 230VAC, cold start 25°C
Input Current : 1.1 Amps max. at 115VAC	Efficiency : 87% Typical
Output Current Regulation : ±5%	Maximum Power : 100 W
Protection : OCP, SCP, OLP – Auto Recovery	Leakage Current : 3mA typ.
Control : 0-10V dimmer; PWM (250-3KHz); Potentiometer; Enable	Dimension: 278 x 64 x 42 mm (10.92"L x 2.52"W x 1.65"H)
Hold up time: Half cycle min. at 120VAC and 80% rated load	Regulation Compliance: UL8750 or EN61347, EN55015, EN61547

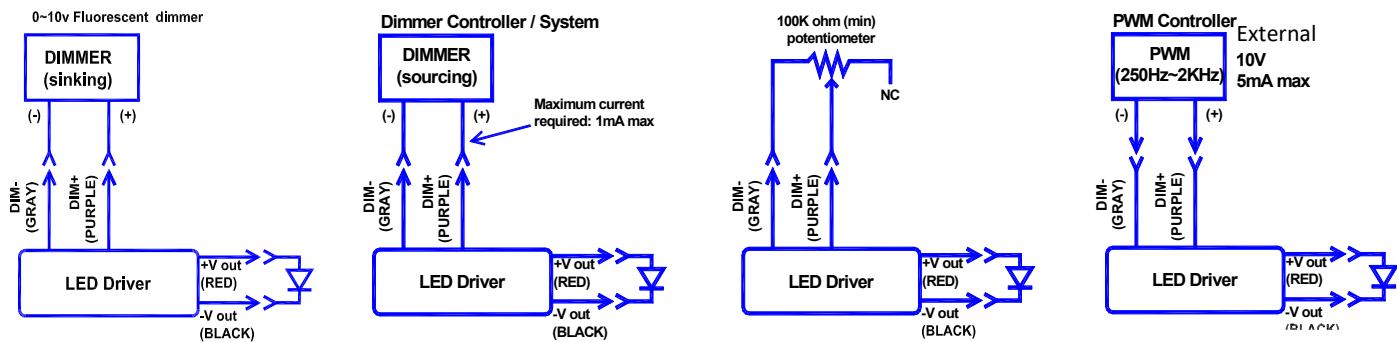
Model Selection Table – CV model: Q2-Uxx-zz ; CC model: Q-Uxx-Cyyyy-zz

Model No.	Input			Output						Class 2
	Voltage (VAC)	Freq (HZ)	Current (A)	Power (W)	Voltage (Vdc)			Current (mA)		Yes/No
				Max.	Min.	Nom.	Max.	Min.	Max.	
A55210	110~277Vac	50/60	1.10~0.43	100	15	24	27	1900	5000	YES

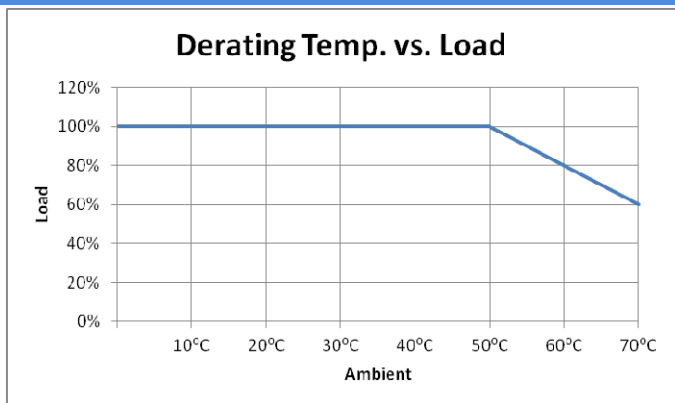
Wire Derating Guide— for 24V for distance to driver

Gauge	Distance
18 AWG	25 feet
16 AWG	40 feet
14 AWG	60 feet
12 AWG	100 feet
10 AWG	150 feet

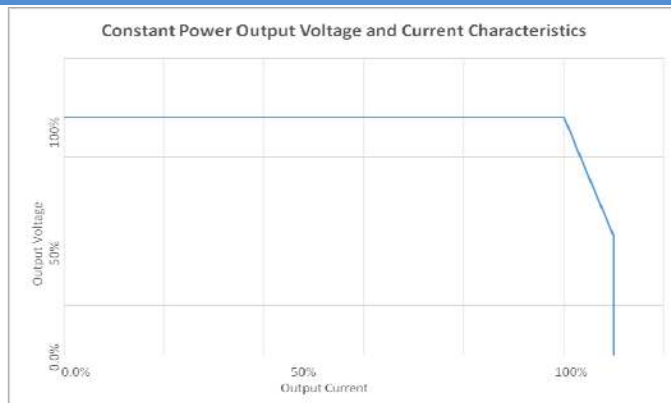
Dimming Wiring Diagram (Standard: "low dim on"; "low dim off" is available upon request)



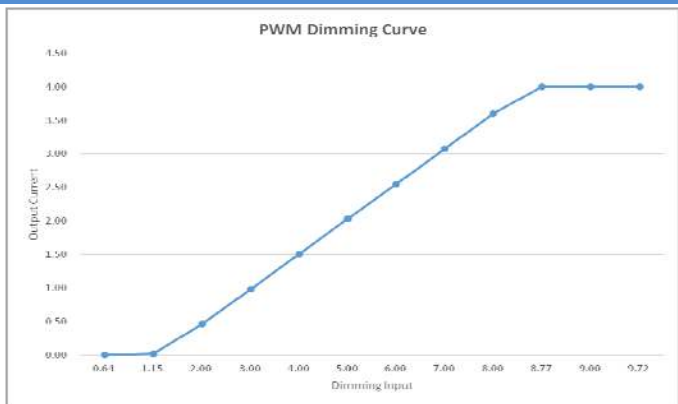
De-rating Temp. vs. Load



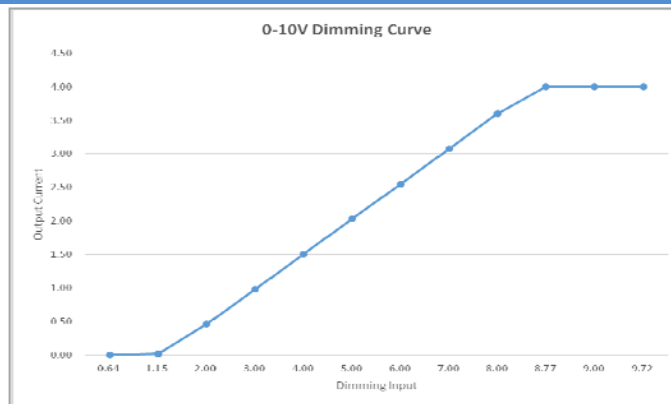
Constant Power Output Voltage vs. Current



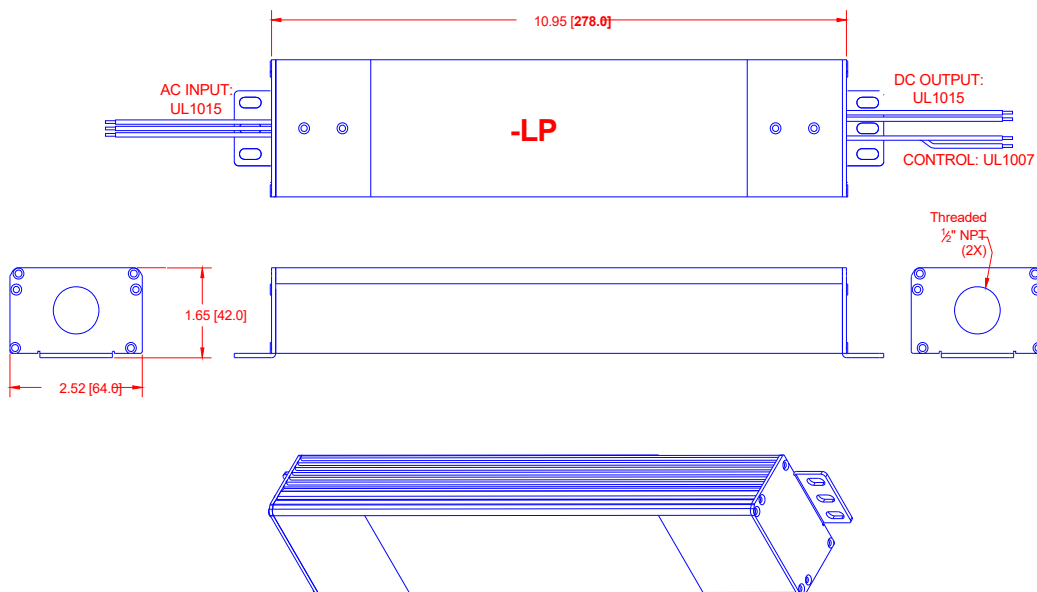
PWM Dimming Curve



1-10V Dimming Curve



MECHANICAL SPECIFICATION : Fabbian A55210



-LP: 10.94 (L) x 2.52 (W) x 1.65 (H) in.
278 x 64 x 42 mm
UL Listed